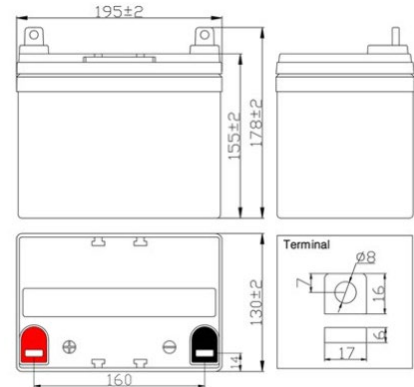


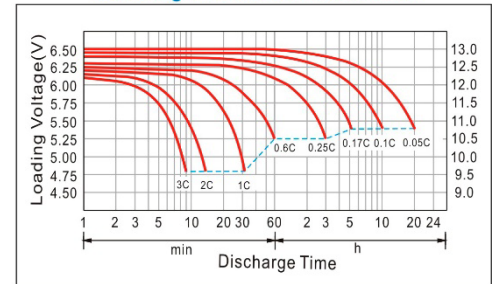
PQH1235ST8 (12V 750W)



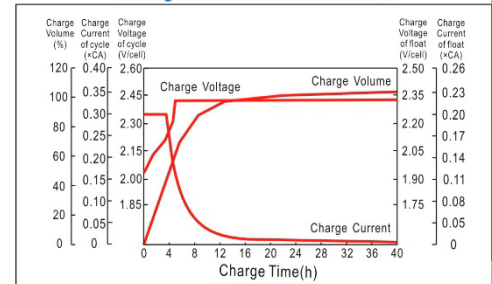
Specifications		PQH1235ST8
Nominal Voltage		12V
Rated Power (25°C) 15min-rate		750W
Dimensions (mm)	Length	195
	Width	130
	Height	155
	Total Height	166
Approx. Weight (kg)		10.2 kg
Terminal		T8

Characteristics		
Capacity (25°C)	20HR (3.535A)	35.3Ah
	10HR (6.052A)	30.2Ah
	5HR (16.19A)	24.2Ah
	1HR (22.16A)	22.1Ah
	15min-rate (65.90A)	16.4Ah
Impedance	Fully charged battery (25°C)	Approx. 8.5mΩ
	Temperature dependence of capacity (20HR)	
	40°C	107%
	25°C	100%
	0°C	76%
	-15°C	56%
Self-discharge (20°C) (remaining capacity)	3 months	90%
	6 months	80%
	12 months	60%
Max. discharge current (25°C)		280A(5s)
Service life acc. to EUROBAT (25°C)		6-9 years
Constant voltage charge (25°C)	Cycle	14.4~14.7V(-24mV/°C) max. current: 0.3CA
	Float	13.5~13.8V(-18mV/°C) max. current: 0.2CA

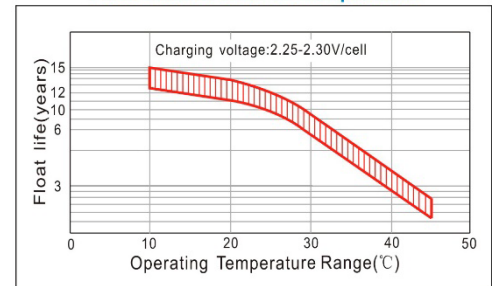
Discharge Characteristics Curve



Charge Characteristics Curve



Float Service Life VS Temperature



Constant Current Discharge Characteristics (A), (25°C)												
FV/TIME	5min	8min	10min	15min	20min	30min	60min	1.5H	3H	5H	10H	
1.60V/cell	124.9	102.4	92.60	67.98	54.55	39.38	22.75	17.40	9.408	6.311	3.675	
1.67V/cell	121.5	99.50	89.46	65.90	52.31	38.85	22.58	16.95	9.352	6.276	3.640	
1.70V/cell	117.7	96.53	86.30	63.79	50.00	38.33	22.44	16.50	9.293	6.237	3.605	
1.75V/cell	105.7	91.91	79.37	60.52	47.59	37.28	22.16	16.19	9.188	6.143	3.570	
1.80V/cell	95.37	87.58	71.38	57.82	46.07	35.84	21.70	15.91	9.013	6.052	3.535	

Constant Wattage Discharge Characteristics (W/cell), (25°C)												
FV/TIME	5min	8min	10min	15min	20min	30min	60min	1.5H	3H	5H	10H	
1.60V/cell	219.6	181.8	170.5	128.3	100.46	73.50	43.60	32.48	18.66	12.55	7.319	
1.67V/cell	215.7	178.3	166.3	125.6	97.20	72.84	43.46	31.84	18.58	12.50	7.262	
1.70V/cell	210.8	174.5	161.8	122.7	93.74	72.18	43.19	31.21	18.48	12.43	7.198	
1.75V/cell	191.1	167.7	150.1	117.5	90.02	70.82	42.83	31.03	18.31	12.27	7.140	
1.80V/cell	174.1	161.3	136.2	113.3	87.91	68.69	42.13	30.76	18.66	12.10	7.070	