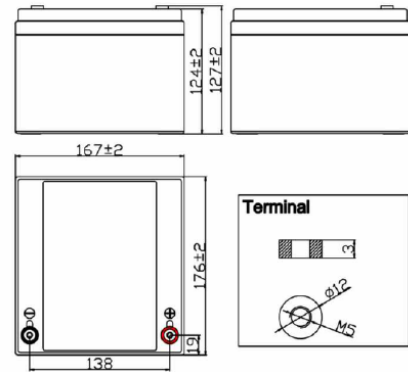


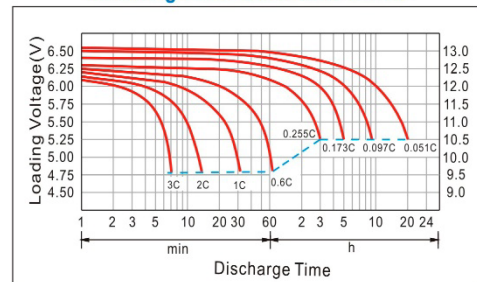
PQC1225ST10 (12V 25Ah)



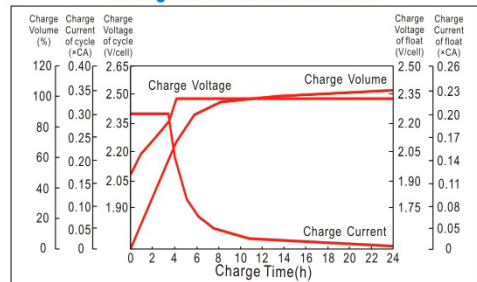
Specifications		PQC1225ST10
Nominal Voltage		12V
Rated Capacity (25°C), (20HR)		25Ah
Dimensions (mm)	Length	167
	Width	176
	Height	124
	Total Height	127
Approx. Weight (kg)		8.0 kg
Terminal		T10

Characteristics		
Capacity (25°C)	20HR (1.288A)	25.7Ah
	10HR (2.460A)	24.6Ah
	5HR (4.398A)	21.9Ah
	1HR (16.25A)	16.2Ah
	15 min. rate (48.13A)	12.0Ah
Impedance	Fully charged battery (25°C)	Approx. 12mΩ
	Temperature dependence of capacity (20HR)	
	40°C	107%
	25°C	100%
	0°C	76%
	-15°C	56%
Self-discharge (20°C) (remaining capacity)	3 months	90%
	6 months	80%
	12 months	60%
Max. discharge current (25°C)		375A(5s)
Expected cycle life (@ DOD 80%)		450
Constant voltage charge (25°C)	Cycle	14.7~15.0V(-24mV/°C) max. current: 0.3CA
	Float	13.5~13.8V(-18mV/°C) max. current: 0.2CA

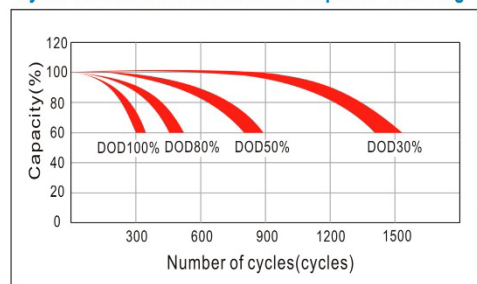
Discharge Characteristics Curve



Charge Characteristics Curve



Cycle service life in relation to depth of discharge



Constant Current Discharge Characteristics (A), (25°C)											
F.V/TIME	5min	10min	15min	30min	60min	2H	3H	5H	8H	10H	20H
1.60V/cell	98.63	64.63	48.13	25.63	16.25	9.155	6.668	4.498	2.978	2.550	1.365
1.70V/cell	89.50	59.88	45.38	24.88	15.89	9.013	6.503	4.433	2.933	2.485	1.315
1.75V/cell	80.38	56.13	42.88	24.13	15.69	8.938	6.438	4.398	2.908	2.460	1.288
1.80V/cell	72.13	52.50	40.38	23.38	15.46	8.863	6.363	4.348	2.868	2.423	1.235

Constant Wattage Discharge Characteristics (W/cell), (25°C)											
F.V/TIME	5min	10min	15min	30min	60min	2H	3H	5H	8H	10H	20H
1.60V/cell	178.3	117.9	88.63	48.90	25.78	13.07	13.29	8.973	5.940	5.092	2.730
1.70V/cell	164.8	111.3	85.08	47.88	25.31	14.36	12.98	8.850	5.855	4.970	2.634
1.75V/cell	150.0	106.2	81.11	46.84	31.27	17.82	12.86	8.788	5.810	4.924	2.586
1.80V/cell	135.8	100.2	77.05	45.78	30.85	17.68	12.73	8.695	5.735	4.849	2.480