

Li-ion Capacitor


WUHAN FANSO TECHNOLOGY CO., LTD

Address: No.1 Sital Industrial Park, Yongfeng Avenue, Hanyang District, Wuhan city, China
 PC: 430051 Tel: 027-84453055, 84453199 Fax: 027-84453116
 Http://www.fansobattery.com Email: overseas@fansobattery.com

Li-ion Capacitor



Li-ion Capacitor



Li-ion Capacitor, produced and designed by Fanso, can deliver instantly big pulse and work in a wide temperature range from -40°C up to 85°C . FANSO SLC pulse power system consists of long-life Li-SOCI₂ battery and Li-ion Capacitor, which are connected in parallel. It is an ideal power source for intelligent meters and other applications requiring high pulse current.

Features:

- Long life and high pulse in one
- Sustainable big pulse
- Excellent performance at high/low temperature
- Good pulse capability
- No voltage delay
- High safety and reliability
- long storage life and low self-discharge

Applications:

- Data collector
- Emergency rescue system
- GPS
- RFID
- Remote wireless transmission system
- Communications equipment
- Cargo Tracking




Power System Model

Model	Nominal Voltage/V	Nominal capacity/mAh	Max. pulse current/A	Dimensions/mm
ER batteries+SLC				
ER14250+SLC1016	3.6	1200	0.5	25 × 14.5 × 26.5
ER14505+SLC1016	3.6	2600	0.5	25 × 14.5 × 53
ER17505+SLC1016	3.6	3600	0.5	28 × 17 × 53
ER18505+SLC1016	3.6	4100	0.5	29 × 18.5 × 53
ER26500+SLC1016	3.6	8500	0.5	37 × 26.2 × 53
ER34615+SLC1016	3.6	19000	0.5	44.5 × 34.2 × 64
ER14250+SLC1025	3.6	1200	2	25 × 14.5 × 26.5
ER14505+SLC1025	3.6	2600	2	25 × 14.5 × 53
ER17505+SLC1025	3.6	3600	2	28 × 17 × 53
ER18505+SLC1025	3.6	4100	2	29 × 18.5 × 53
ER26500+SLC1025	3.6	8500	2	37 × 26.2 × 53
ER34615+SLC1025	3.6	19000	2	44.5 × 34.2 × 64

SLC Mode

Model	Dimensions	Max. Charging Voltage/V	Max. Capacity (3.65V) /mAh	Max. Discharge current/mA		Cut-off/V	ESR /mΩ
				Constant	Pulse		
SLC1016	Φ10 × 16	3.95	15	300	500	2.5	250
SLC1025	Φ10 × 25	3.95	40	1000	2000	2.5	100

SLC1016 Li-ion Capacitor



Electrical Performance (typical values relative to cells stored for one year or less at room temperature)

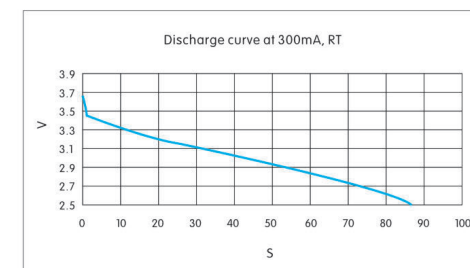
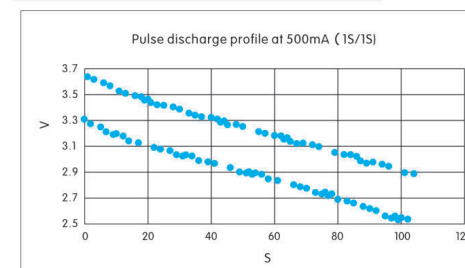
Capacity when charge to 3.65 V (2.5V cut-off) -----12mAh
 Capacity when charge to 3.95 V (2.5V cut-off) -----15mAh

Notes: If discharged voltage is lower than 2.5V, the resistance of SLC1016 will increase.

Operating conditions

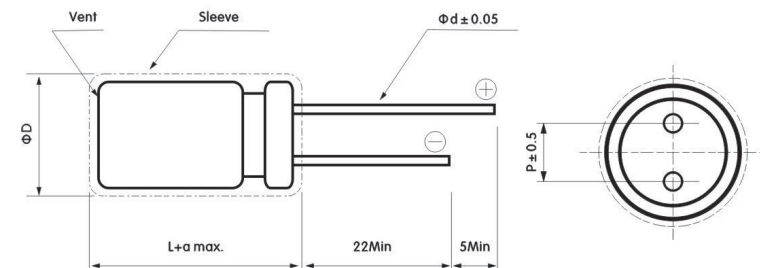
Maximum Continuous discharge current-----300mA
 Maximum Continuous Pulse current -----500mA
 Max. charge voltage-----3.95V
 Max. charge current-----50mA
 Operating temperature range-----40~+85°C
 Storage temperature range -----40~+60°C
 ESR (AC) -----250mΩ
 Self-discharge at RT-----0.25 μ A

Typical curves of SLC1016




Dimensions

Diameter: 10.0mm
 Length: 16.0mm
 Weight: 2.5g



SLC1025 Li-ion Capacitor



Electrical Performance (typical values relative to cells stored for one year or less at room temperature)

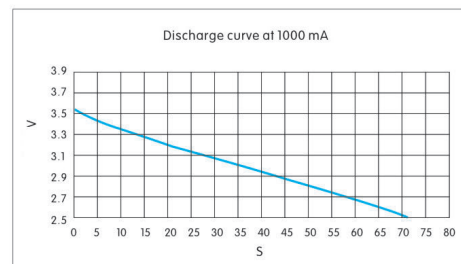
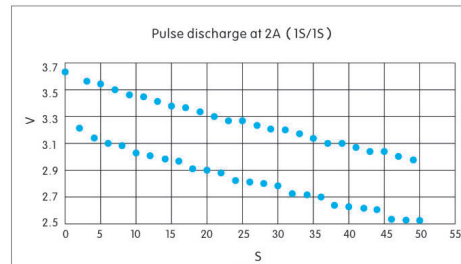
Capacity when charge to 3.65 V (2.5V cut-off) -----40mAH
Capacity when charge to 3.95 V (2.5V cut-off) -----45mAH

Notes: If discharged voltage is lower than 2.5V, the resistance of SLC1025 will increase.

Operating conditions

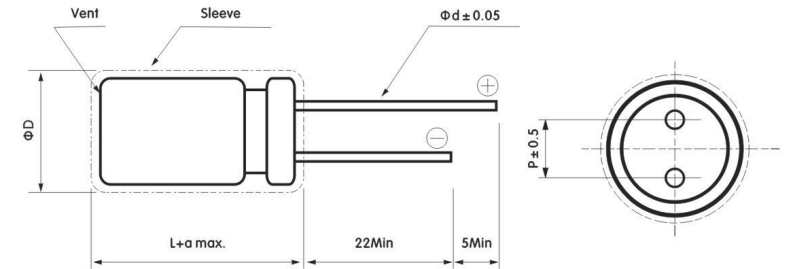
Maximum Continuous discharge current-----1000mA
Maximum Continuous Pulse current -----2000mA
Max. charge voltage-----3.95V
Max. charge current-----50mA
Operating temperature range-----40~+85°C
Storage temperature range -----40~+60°C
ESR (AC) -----100mΩ
Self-discharge at RT-----0.25 μ A

Typical curves of SLC1025



Dimensions

Diameter: 10.0mm
Length: 25.0mm
Weight: 3.9g



Model	Dimensions			
	D/mm	p/mm	L/mm	d/mm
SLC1016	10.0 ± 0.5	5.0 ± 0.5	16.0 ± 0.2	0.6 ± 0.05
SLC1320	10.0 ± 0.5	5.0 ± 0.5	25.0 ± 0.2	0.6 ± 0.05

equipments & Mass production



production capacity and scale are still growing, owing to advanced automatic equipments and analytical testers.