

Model 2541 LiFe

2,7 A max out • 90-264 VAC input

- 3-step charge control with current detection as charge termination
- Universal input voltage (90-264 VAC)
- Waterproof (IP67) version available
- Approvals:

- Medically certified

Safety: EN 60601-1 ed. 3.1

EMC: EN 60601-1-2 ed. 4

- UL approved

- Custom specifications on request:

Charging parameters, connectors, cords, logo print, housing/open frame/IP rating and certificates. For more information: [custom design info sheet](#)

Notes:

Desktop unit

Exchangeable DC plugs available

Standard DC output cord (exch. DC plugs):

Female connector L 1.8m, AWG 18, OD: 2.7 X 5.4 Black w. white line, UL 2468

Order plugs and mains cord separately

Mounting bracket available



Available versions

1 cell / 2,7A

4 cells / 2,0A

8 cells / 1,0A

Specifications for MASCOT type 2541/2542	LiFePO ₄ versions							
	1-cell	2-cell	3-cell	4-cell	5-cell	6-cell	7-cell	8-cell
Output voltage:	90 - 264VAC	90 - 264VAC	90 - 264VAC	90 - 264VAC	90 - 264VAC	90 - 264VAC	90 - 264VAC	90 - 264VAC
Line frequency:	47 - 63Hz	47 - 63Hz	47 - 63Hz	47 - 63Hz	47 - 63Hz	47 - 63Hz	47 - 63Hz	47 - 63Hz
Charge control:	Charge indication:							
Step 1 Charge current:	2.7A ±0.1A	2.7A ±0.1A	2.3A ±0.1A	2.0A ±0.1A	1.6A ±0.1A	1.4A ±0.1A	1.2A ±0.1A	1.0A ±0.1A
Step 2 Charge voltage:	3.65V ±0.05V	7.3V ±0.1V	10.95V ±0.1V	14.6V ±0.1V	18.3V ±0.1V	21.9V ±0.1V	25.6V ±0.1V	29.2V ±0.1V
- Charge current >:	Orange							
- Charge current <:	Yellow							
Step 3 Charge termination I <:	Green							
Load charge voltage	100mA ±25%	100mA ±25%	100mA ±25%	100mA ±25%	100mA ±25%	100mA ±25%	100mA ±25%	100mA ±25%
Max output power:	3.5V ±0.05V	7.0V ±0.1V	10.5V ±0.1V	14.0V ±0.1V	17.5V ±0.1V	21.0V ±0.1V	24.5V ±0.1V	28.0V ±0.1V
Ripple:	10W	20W	25W	30W	29W	31W	31W	30W
Efficiency (at 100% load, 230V) typical.:	<100mV p-p	<100mV p-p	<100mV p-p	<100mV p-p	<100mV p-p	<100mV p-p	<100mV p-p	<100mV p-p
Switch frequency approx.:	60%	78%	80%	82%	84%	85%	85%	85%
Leakage current from battery with mains switched off:	≤40kHz							
Protection:	<250µA							
Temperature range:	Protected against reversed polarity and short circuit proof							
Safety:	Operating: +25 to +40°C / Storage: +25 to +85°C							
Insulation class :	EN 62368-1, EN 60601-1, EN 60335-2-29							
Insulation voltage: Primary – secondary:	Class II							
MC standards:	4000VAC / 5656VDC							
MTBF at Ta = 30°C and full load:	Med. EN 60601-1-2 / Emission EN 61000-6-3 / Immunity EN 61000-6-1							
Calculated according to MIL – HDBK – 217F	>250 000 hours							
Mains connection:	2-pins IEC 60320 connector. (Exchangeable mains plugs EU, UK, US, AU available on type 2542).							
Output terminals:	Cord with/without plug. Exchangeable plugs available.							
IP-Grade:	41							
Dimensions:	107 × 67 × 37mm (117 × 75 × 44mm for type 2542)							
Weight:	250g (280g for type 2542)							

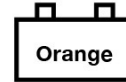
Specifications for MASCOT type 2541/2542	LiFePO ₄ versions							
	9-cell	10-cell	11-cell	12-cell	13-cell	14-cell	15-cell	16-cell
Input voltage:	90 - 264VAC	90 - 264VAC	90 - 264VAC	90 - 264VAC	90 - 264VAC	90 - 264VAC	90 - 264VAC	90 - 264VAC
Line frequency:	47 - 63Hz	47 - 63Hz	47 - 63Hz	47 - 63Hz	47 - 63Hz	47 - 63Hz	47 - 63Hz	47 - 63Hz
Charge control:	Charge indication:							
Step 1 Charge current:	Orange							
Step 2 Charge voltage:	0.9A ±0.1A 32.9V ±0.1V	0.8A ±0.1A 36.5V ±0.1V	0.7A ±0.1A 40.2V ±0.2V	0.7A ±0.1A 43.8V ±0.2V	0.6A ±0.08A 47.5V ±0.2V	0.6A ±0.08A 51.1V ±0.3V	0.6A±0.08A 54.8V ±0.3V	0.6A ±0.08A 58.4V ±0.3V
- Charge current >:	Orange							
- Charge current <:	Yellow							
Step 3 Charge termination I <:	Green							
Float charge voltage	100mA ±25%	100mA ±25%	100mA ±25%	100mA ±25%	100mA ±25%	100mA ±25%	100mA ±25%	100mA ±25%
Max output power:	31.5V ±0.4V	35.0V ±0.4V	38.5V ±0.4V	42.0V ±0.4V	45.5V ±0.4V	49.0V ±0.4V	52.5V ±0.4V	56.0V ±0.4V
Max output power:	30W	29W	28W	31W	29W	31W	33W	35W
Ripple:	<100mV p-p	<100mV p-p	<100mV p-p	<100mV p-p	<100mV p-p	<100mV p-p	<100mV p-p	<100mV p-p
Efficiency (at 100% load, 230V) typical.:	85%	85%	85%	85%	85%	85%	85%	85%
Switch frequency approx.:	40kHz							
Leakage current from battery with mains switched off:	<250µA							
Protection:	Protected against reversed polarity and short circuit proof							
Temperature range:	Operating: +25 to +40°C / Storage: +25 to +85°C							
Safety:	EN 62368-1, EN 60601-1, EN 60335-2-29							
Insulation class :	Class II							
Insulation voltage: Primary – secondary:	4000VAC / 5656VDC							
EMC standards:	Med. EN 60601-1-2 / Emission EN 61000-6-3 / Immunity EN 61000-6-1							
MTBF at Ta = 30°C and full load: calculated according to MIL – HDBK – 217F	>250 000 hours							
Mains connection:	2-pins IEC 60320 connector. (Exchangeable mains plugs EU, UK, US, AU available on type 2542).							
Output terminals:	Cord with/without plug. Exchangeable plugs available.							
UL-Grade:	41							
Dimensions:	107 × 67 × 37 mm (117 × 75 × 44 mm for type 2542)							
Weight:	250g (280g for type 2542)							

Charging method B

STEP 1 – BOOST CHARGE

To start a charge cycle, connect the charger to the mains.

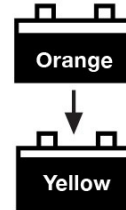
The charger is in constant current mode, charging with the maximum current indicated on the charger, the LED-indication on the charger is ORANGE. This step allows rapid charging of your battery until the battery voltage has increased to a certain set level



STEP 2 – TOP-UP CHARGE

When the battery voltage has increased to a certain set level the charger enters constant voltage mode, charging with a decreasing current until the current is below the chargers charge termination level (indicated on the charger). The LED-indication on the charger is ORANGE.

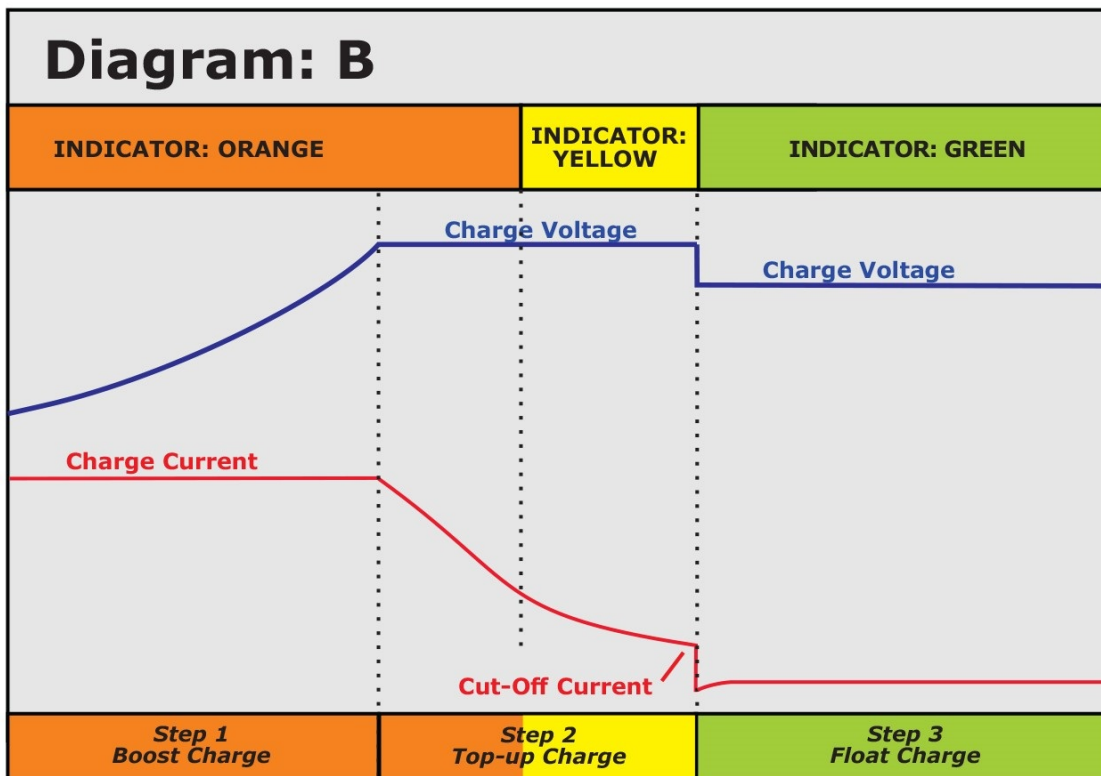
When the battery has reached typically 90 - 95% of its full capacity the charge current has dropped below a set level and the LED-indication on the charger changes to YELLOW to indicate that the battery is almost fully charged and may be ready for use. The constant voltage charge continues and the battery reaches its full capacity at the end of this step

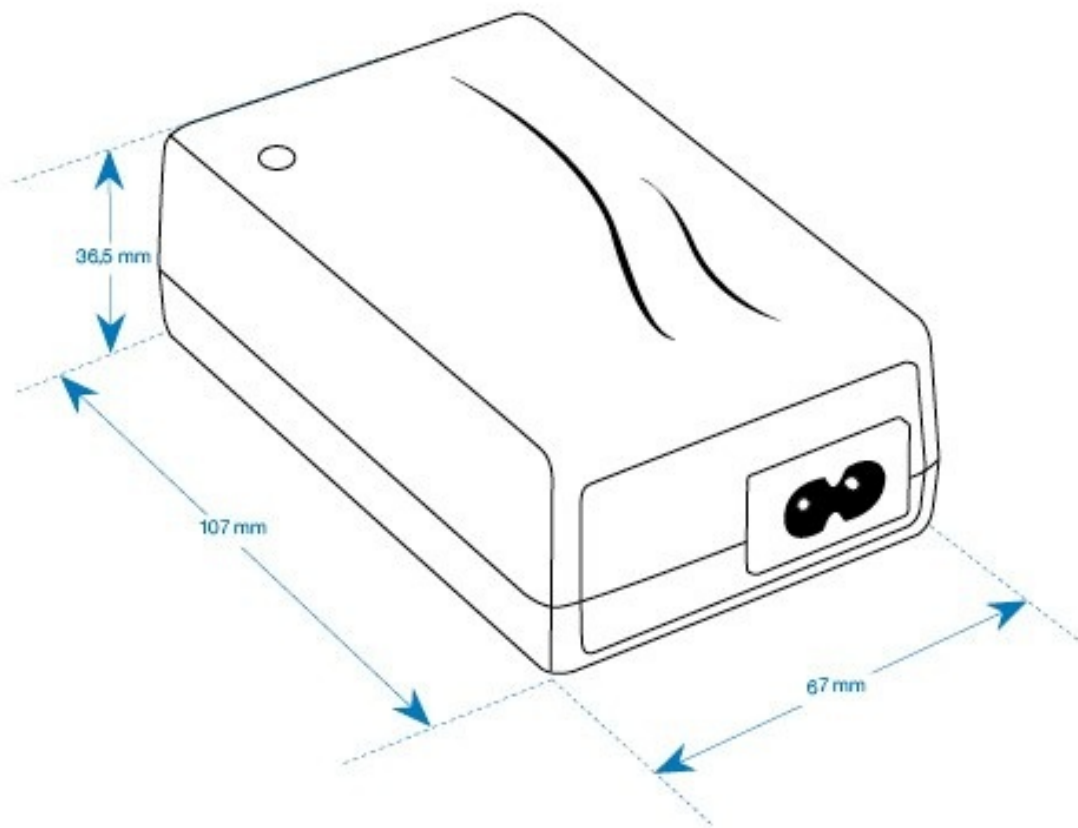


STEP 3 - FLOAT CHARGE

The LED-indication on the charger is GREEN and the battery is fully charged.

The charge voltage is at float level and the charger may remain connected to the battery. The charger will return to Step 1 if the battery is used. A load larger than the cut-off current will initiate a new charge cycle.

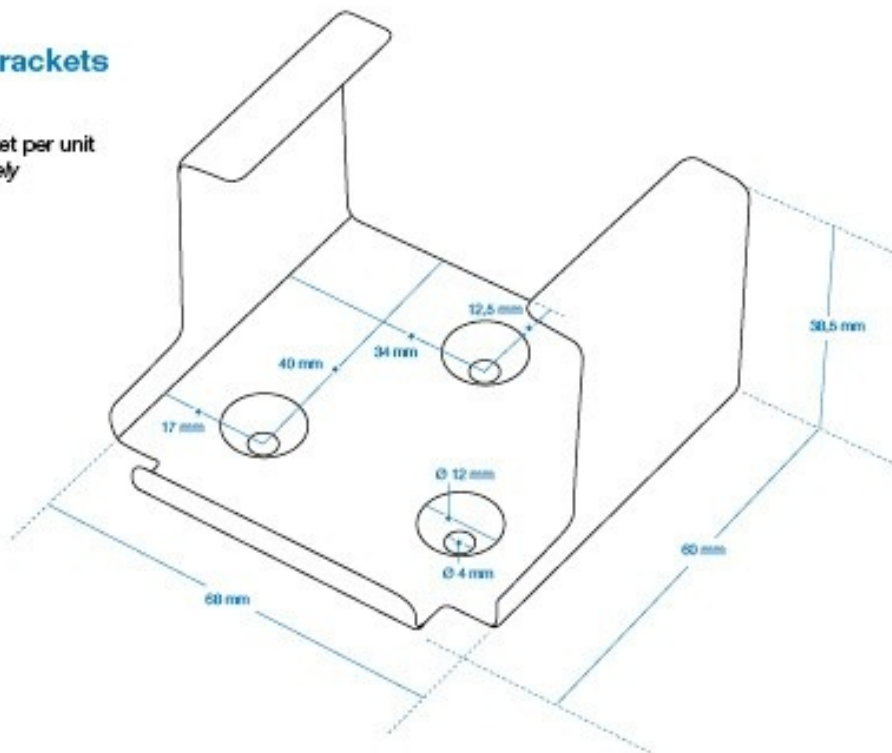




Mounting brackets

TYPE 201565

1 mounting bracket per unit
Available separately



EU & UK Declaration of Conformity



We, the responsible manufacturer;

Company Name: **Mascot Electronics AS**
 Postal Address: **P.O.Box 177, N-1601 Fredrikstad, NORWAY**
 Visiting Address: **Mosseveien 109, N-1624 Gressvik, NORWAY**
 Telephone: **(+47) 69 36 43 00** E-mail: **sales@mascot.com** WEB: **www.mascot.com**

declare that this Declaration is issued under our sole responsibility and belongs to the following product(s):

Product and intended purpose: **Battery Charger for Lead-Acid, Li-Ion or LiFePO₄ Batteries**

Brand(s): **and/or MASCOT** (may also carry additional customer name, logo or trade mark)

Type(s)/Model(s)/ UDI-DI: **2541 and 2542**
 (may also carry additional customer model name or part number)

Batch / Serial No./ UDI-PI: **all CE- and/or UKCA- marked products produced from the date indicated below**
 (for production date: see marking on the product)

Description: **Input: 0.9A 100-240VAC 50-60 Hz, Class II**

Output:

Charger for Lead Acid Batteries:		
"6 V"	Output:	7.35 V ±10% max. 2.7 A /20 W
"12 V"	Output:	14.7 VDC ±10 % max. 2.2 A /33 W
"18 V"	Output:	22.20 V ±10% max. 1.5 A /34 W
"24 V"	Output:	29.40 V ±10% max. 1.2 A /36 W
"36 V"	Output:	44.10 V ±10% max. 0.8 A /36 W
"48 V"	Output:	58.80 V ±10% max. 0.6 A /35 W
Charger for Lithium Batteries:		
"1 cell"	Output:	4.20 V ±10% max. 2.7 A /12 W
"2 cell"	Output:	8.40 V ±10% max. 2.7 A /23 W
"3 cell"	Output:	12.60 V ±10% max. 2.3 A /29 W
"4 cell"	Output:	16.80 V ±10% max. 2.0 A /34 W
"5 cell"	Output:	21.00 V ±10% max. 1.6 A /34 W
"6 cell"	Output:	25.20 V ±10% max. 1.4 A /35 W
"7 cell"	Output:	29.40 V ±10% max. 1.2 A /35 W
"8 cell"	Output:	33.60 V ±10% max. 1.0 A /35 W
"9 cell"	Output:	37.80 V ±10% max. 0.9 A /35 W
"10 cell"	Output:	42.00 V ±10% max. 0.8 A /35 W
"11 cell"	Output:	46.20 V ±10% max. 0.7 A /33 W
"12 cell"	Output:	50.40 V ±10% max. 0.7 A /35 W
"13 cell"	Output:	54.60 V ±10% max. 0.6 A /33 W
"14 cell"	Output:	58.80 V ±10% max. 0.6 A /35 W
Charger for Li-FePO₄ Batteries:		
"1 cell"	Output:	3.65 V ±10% max. 2.7 A /10 W
"2 cell"	Output:	7.30 V ±10% max. 2.7 A /20 W
"3 cell"	Output:	10.95 V ±10% max. 2.3 A /26 W
"4 cell"	Output:	14.60 V ±10% max. 2.0 A /29 W
"5 cell"	Output:	18.25 V ±10% max. 1.6 A /29 W
"6 cell"	Output:	21.90 V ±10% max. 1.4 A /31 W
"7 cell"	Output:	25.55 V ±10% max. 1.2 A /31 W
"8 cell"	Output:	29.20 V ±10% max. 1.2 A /35 W
"9 cell"	Output:	32.85 V ±10% max. 1.0 A /33 W
"10 cell"	Output:	36.50 V ±10% max. 0.9 A /33 W
"11 cell"	Output:	40.15 V ±10% max. 0.8 A /33 W
"12 cell"	Output:	43.80 V ±10% max. 0.7 A /31 W
"13 cell"	Output:	47.45 V ±10% max. 0.7 A /34 W
"14 cell"	Output:	51.10 V ±10% max. 0.6 A /31 W
"15 cell"	Output:	54.75 V ±10% max. 0.6 A /33 W
"16 cell"	Output:	58.40 V ±10% max. 0.6 A /35 W

Charger for Li-Titanate Batteries:

"1 cell"	Output:	2.85 V ±10%	max. 2.7 A /8 W
"2 cell"	Output:	5.70 V ±10%	max. 2.7 A /16 W
"3 cell"	Output:	8.55 V ±10%	max. 2.7 A /23 W
"4 cell"	Output:	11.40 V ±10%	max. 2.3 A /27 W
"5 cell"	Output:	14.25 V ±10%	max. 2.2 A /33 W
"6 cell"	Output:	17.10 V ±10%	max. 1.9 A /33 W
"7 cell"	Output:	19.95 V ±10%	max. 1.6 A /32 W
"8 cell"	Output:	22.80 V ±10%	max. 1.6 A /34 W
"9 cell"	Output:	25.65 V ±10%	max. 1.2 A /31 W
"10 cell"	Output:	28.50 V ±10%	max. 1.2 A /34 W
"11 cell"	Output:	31.35 V ±10%	max. 1.0 A /32 W
"12 cell"	Output:	34.20 V ±10%	max. 1.0 A /35 W
"13 cell"	Output:	37.05 V ±10%	max. 0.9 A /34 W
"14 cell"	Output:	39.90 V ±10%	max. 0.8 A /32 W
"15 cell"	Output:	42.75 V ±10%	max. 0.8 A /35 W
"16 cell"	Output:	45.60 V ±10%	max. 0.7 A /32 W
"17 cell"	Output:	48.45 V ±10%	max. 0.7 A /34 W
"18 cell"	Output:	51.30 V ±10%	max. 0.6 A /31 W
"19 cell"	Output:	54.15 V ±10%	max. 0.6 A /33 W
"20 cell"	Output:	57.00 V ±10%	max. 0.6 A /35 W

NOTE:
 - Versions with output voltage >42.4 VDC are not within the scope of standard EN 60335-2-29 Ed.4 (ref. Cl.10.101).
 - The output from versions with output voltage >45 VDC do not comply with standards EN 60601-1 and EN 60950-1 during fault conditions unless the output circuit is installed to be inaccessible to the user.

The product(s) described above are in conformity with the relevant European Union harmonisation legislation for CE-marking:

2014/35/EU	EU Directive - Safety of electrical equipment ("Low-Voltage Directive") (LVD) recast, repealing Directives 2006/95/EC & 73/23/EEC
2014/30/EU	EU Directive - Electromagnetic Compatibility (EMC) recast, repealing Directives 2004/108/EC & 89/336/EEC
93/42/EEC	EU Directive - General Medical Devices (MDD), Risk Class I Device <i>will from 26.05.2021 be repealed by Medical Device Regulation (MDR), Regulation (EU) 2017/745</i>
2009/125/EC	EU Directive - Energy Related Products, Ecodesign (ERP) recast, repealing Directive 2005/32/EC (EUP)
2015/863/EU	EU Directive - Restriction on use of Hazardous Substances in EEE ("RoHS3") recast, repealing Directives 2002/95/EC, 2008/35/EC & 2011/65/EU

The product(s) described above are in conformity with the relevant U.K. legislation for UKCA-marking:

Electrical Equipment (Safety) Regulations 2016
Electromagnetic Compatibility (EMC) Regulations 2016
The Medical Devices (Amendment etc.) (EU Exit) Regulations 2020, Risk Class I Device
Ecodesign for Energy-Related Products (External Power Supplies) Regulations 2020 Draft Regulation, awaiting implementation
The Restriction of the Use of Certain Hazardous Substances in Electrical and Electronic Equipment Regulations 2012

The following harmonised standards and technical specifications have been applied:

(International editions and comments indicated in brackets):

Electrical Safety (to EU LVD-Directive and UK Electrical Equipment Regulations 2016):

EN 60950-1	EN 60950-1:2006 + /A1:2010, + /A11:2009, + /AC:2011, + /A12:2011 + /A2:2013 (IEC 60950-1:2005 modified + /A1:2009 modified + /A2:2013 modified, Edition 2.2)	IT-equipment (ITE), Edition 2.2 (OBS! expired for CE-marking !!)
EN 62368-1	EN 62368-1:2020 (IEC 62368-1:2018)	IT-equipment (ITE), Edition 3.0
EN 60335-1	EN 60335-1:2012 + /AC:2014 + /A11:2014 (IEC 60335-1:2010 modified, Edition 5.0)(also IEC 60335-1:2010 modified + /A1:2013 + /A2:2016, Edition 5.2)	Household and similar appliances-General requirements, Edition 5.0
EN 60335-2-29	EN 60335-2-29:2004 + /A2:2010 (IEC 60335-2-29:2002 + /A1:2004 + /A2:2009, Edition 4.2) (also IEC 60335-2-29:2016, Edition 5.0)	Household and similar appliances-Requirements for battery chargers, Edition 4.2

Electrical Safety and Electromagnetic Compatibility (to MDR/MDD-Directives):

EN 60601-1	EN 60601-1:2006 + /AC:2010 +/A1:2013 (IEC 60601-1:2005 + /A1:2012)	Medical electrical equipment, Edition 3.1
EN 60601-1-2	EN 60601-1-2:2015 (IEC 60601-1-2:2014, Edition 4.0)	Medical equipment, EMC - Requirements and tests, Edition 4.0

Electromagnetic Compatibility (to EU EMC-Directive & UK Electromagnetic Compatibility Regulations 2016):

EN 61000-6-1	EN 61000-6-1:2007 (IEC 61000-6-1:2005, Edition 2.0) (also IEC 61000-6-1:2016, Edition 3.0, not yet an EN-norm)	Immunity-residential, comm. & light-industrial environment, Edition 2.0
EN 61000-6-3	EN 61000-6-3:2007 + /A1:2011 & /AC:2012 (IEC 61000-6-3:2007 + /A1:2010)	Emission-residential, comm. & light-industrial environment, Edition 2.1
EN 55014-1	EN 55014-1:2006 + /A1:2009 & /A2:2011 (CISPR 14-1:2005 + /A1:2008 & /A2:2011, Edition 5.2) (also CISPR 14-1:2016, Edition 6.0, but not yet an EN-norm)	Emission-household appliances, Edition 5.2
EN 55014-2	EN 55014-2:1997 + /AC:1997, /A1:2001, /A2:2008 (CISPR 14-2:1997 + /A1:2001 & /A2:2008, Edition 1.2) (also CISPR 14-2:2015, Edition 2.0, but not yet an EN-norm)	Immunity-household appliances, Edition 1.2
EN 55024	EN 55024:2010 (CISPR 24:2010, Edition 2.0) (also CISPR 24:2010 + /Corr.1:2011 + /A1:2015, Edition 2.1, but not yet an EN-norm)	Immunity-IT-Equipment, Edition 2.0
EN 55032	EN 55032:2012 + /AC:2013 (CISPR 32:2012 + /Corr.1:2012 + /Corr 2:2012, Edition 1.0) (also CISPR 32:2015, Edition 2.0, but not yet an EN-norm)	Emission-Multimedia Equipment, Edition 1.0

Ecodesign to EU ERP-Directive:

Commission Regulation (EC) No 2019/1782	implementing Directive 2005/32/EC with regard to ecodesign requirements for no-load condition electric power consumption and average active efficiency of external power supplies (Repealing Commission Regulation (EC) No 2019/1782 from 2020-04-01) (Note: not applicable to Battery Chargers, ref. Article 1.2 item c)
---	---

Ecodesign for U.K.:

Draft Regulation only (awaiting implementation)	Draft "Ecodesign for Energy-Related Products (External Power Supplies) Regulations 2020" (Note: not applicable to Battery Chargers)
---	---

Restriction of the Use of certain Hazardous Substances (RoHS) for EU:

2015/863/EU "RoHS3"	EU Directive - Restriction on use of Hazardous Substances in EEE Restriction of the Use of certain Hazardous Substances in Electrical and Electronic Equipment
---------------------	--

Restriction of the Use of certain Hazardous Substances for UK:

The Restriction of the Use of Certain Hazardous Substances in Electrical and Electronic Equipment Regulations 2012
--

Additional Information:

- Compliance with harmonised standards and technical specifications may have been verified by the manufacturer, by third party testing or by a Certification Body (NCB).
- The products are considered Risk Class I devices according to EU Medical Devices Directive, EU Medical Devices Regulation and the U.K. Medical Devices (Amendment etc.) (EU Exit) Regulations 2020.
- The product(s) may be produced at production sites (for specific product: see "Made in"-marking on the product):
 - Mascot Baltic OÜ, Taevakivi 15, EE-13619 Tallinn, ESTONIA
 - Mascot Power Supplies (Ningbo) Co.,Ltd, No.128 Jinchuan Road, Zhenhai, Ningbo 315221, CHINA
- The production sites are certified to standard EN 29001:2015 (ISO 9001:2015) by:
 - Mascot Baltic OÜ: Metrosert, certificate ref. K-144
 - Mascot Power Supplies (Ningbo) Co.,Ltd: DNV-GL, certificate ref. 179027-2015

EU & UK Declaration of Conformity



Type 2541 may be delivered with 2-pins IEC 60320 inlet for detachable mains cord or with non-detachable mains cord) and may also be delivered as protected against ingress of objects and water according to IP67 to standard EN/IEC 60529 (fitted with non-detachable mains cord and filled with PUR compound)
Type 2542 is for Direct Plug-In (when used with exchangeable mains plug-adapters) and for detachable mains cord.

The most recent issue of this Declaration is available at www.mascot.com.

Signed on behalf of Mascot Electronics AS

Fredrikstad, Norway

Place of issue

2022-09-19

Date of issue

Fredrik Johansen, Compliance Manager

Name, function, signature