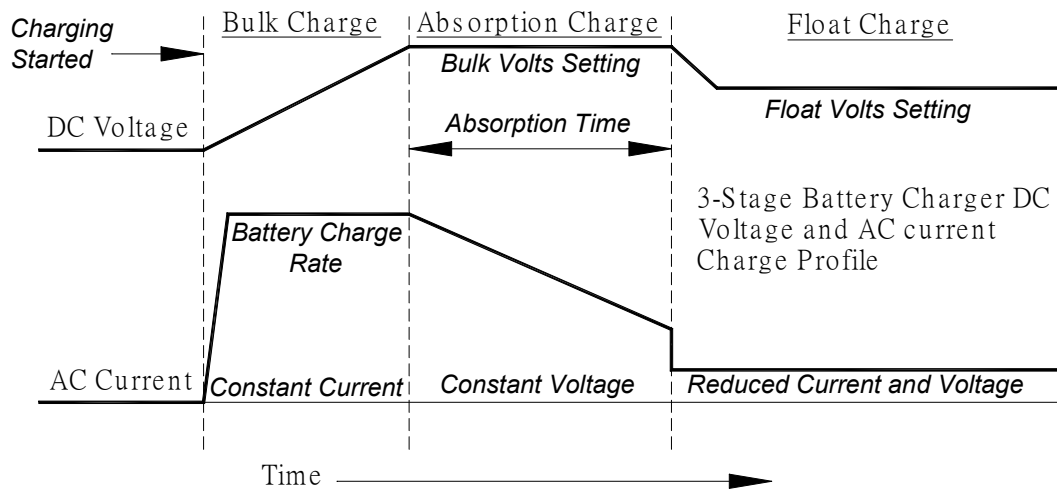



## Specification of AC 0336A

Input Voltage	115 / 230Vac [ AUTO SW. ]
Input Frequency	47 ~ 63Hz
Max. In-rush Current	Cold start , 20A for 115Vac , 40A for 230Vac
Input Current	3.8A Max for 115Vac 1.86A Max for 230Vac
Output Voltage ( by order specific )	43.8Vdc $\pm$ 0.2V ( Absorption Charge ) 41.1Vdc $\pm$ 0.2V ( Float Charge )
Start Point of Floating	0.7A $\pm$ 0.2A
Max. Charging Current	3A $\pm$ 0.2A
Ripple / Noise	200mVp-p
FAN Control	Fan on fast speed ( Bulk / Absorption Charge ) Fan on slow speed ( Float Charge )
LED Indication	LED1 : Red $\rightarrow$ Power on LED2 : Orange $\rightarrow$ Charging Green $\rightarrow$ Full charged
Mains Lead	1.8M EURO Plug
DC Cable	SPT2 2C 18AWG at 1.2M Mount clips
Dimension	180 x 88 x 47 mm
G.W.	0.8 Kgs

Charge curve :



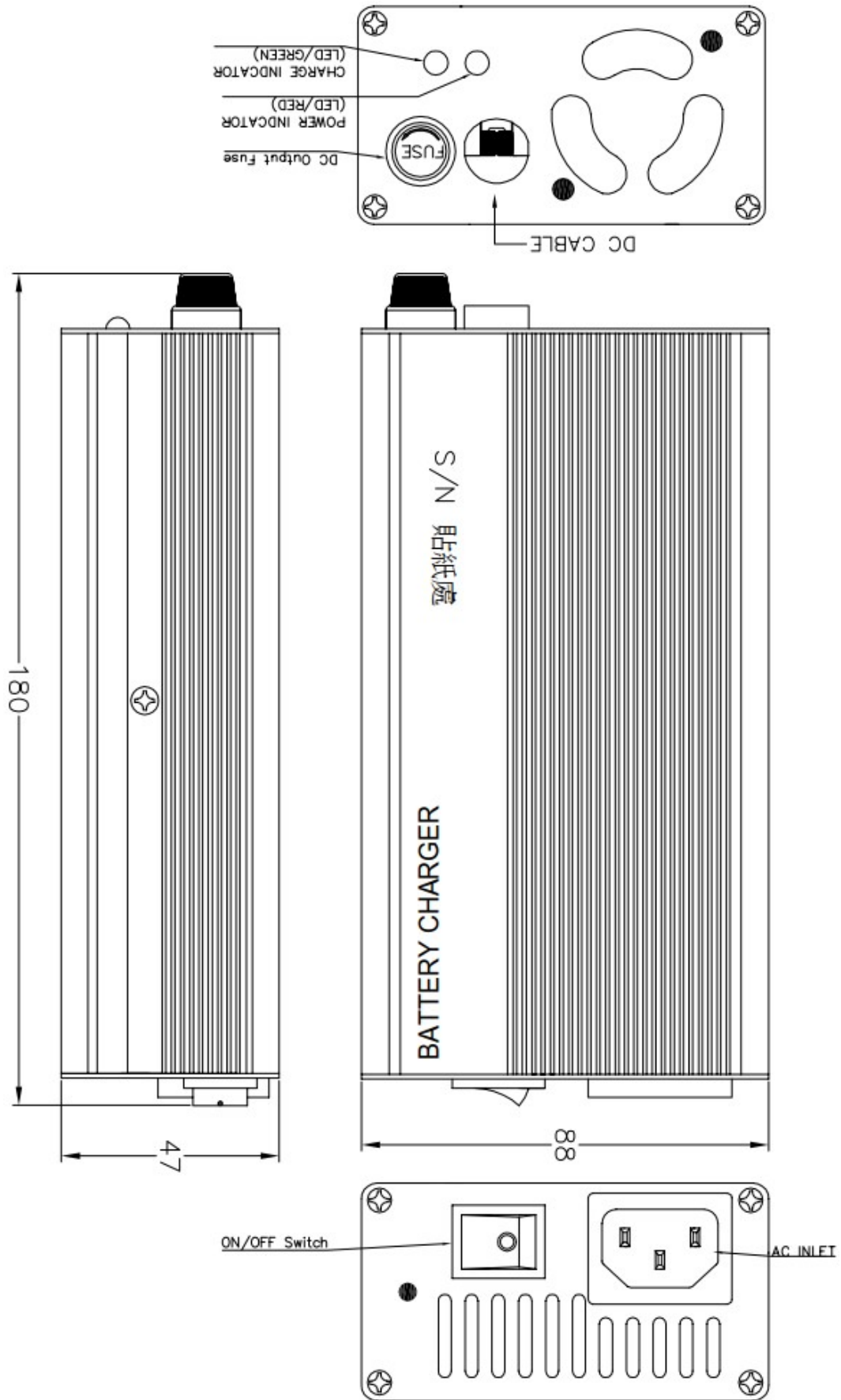
Body View



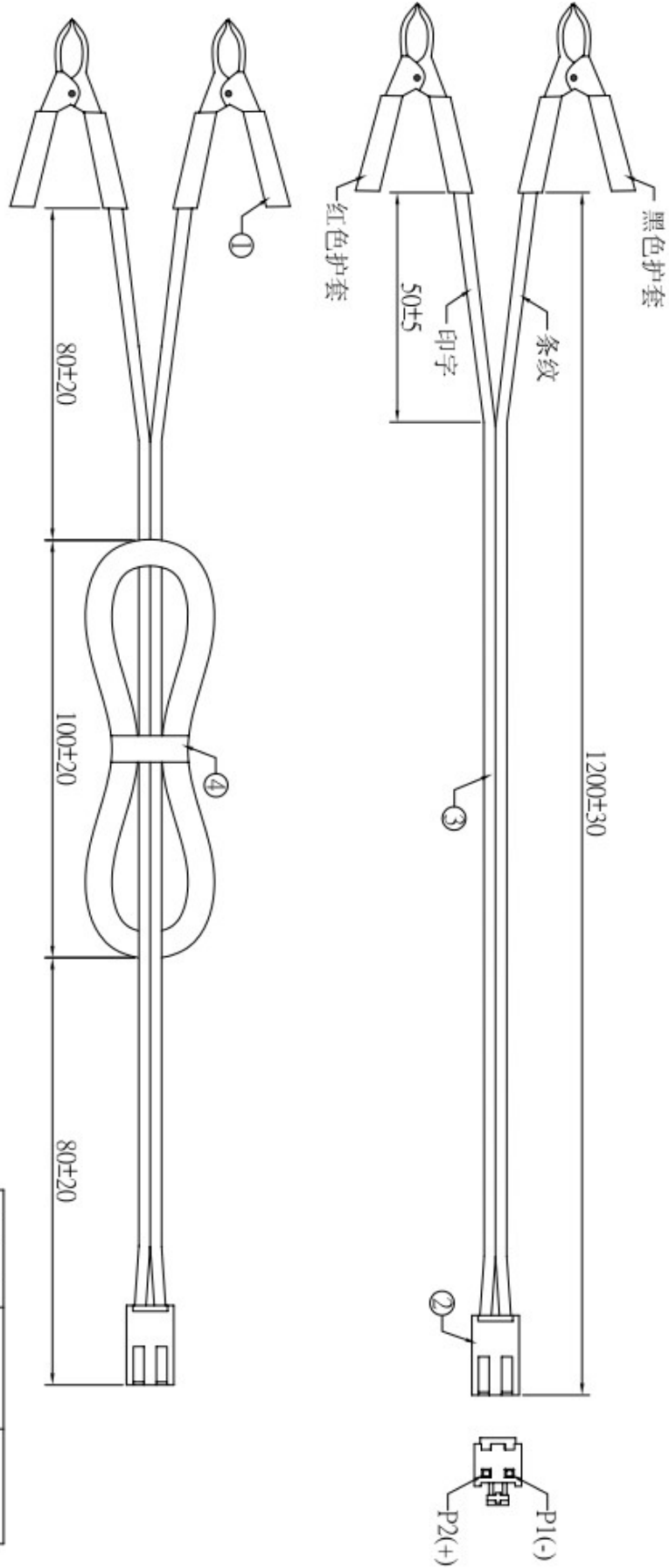
Rear Panel



Case Draw :



DC Cord :



线材	电瓶夹 Housing	黑色护套 P1(-)	红色护套 P2(+)
----	-------------	------------	------------

Mains Lead :

品名	H05 0.75mm <sup>2</sup> /3G SL-3+SL-9	ROHS	021
<p>SPECIFICATION :</p> <p>(1) LENGTH : 1.83M</p> <p>(2) COLOR : BLACK</p> <p>(3) PLUG : SL-3 (A)10 (V)250 APPROVAL:EUROPEAN</p> <p>(4) CONNECTOR: SL-9(A)16 (V)250 APPROVAL: EUROPEAN</p> <p>(3) CABLE : H05 0.75mm<sup>2</sup>/3G APPROVAL: EUROPEAN</p>			
升林有限公司		日期	Month Day Year 02 / 14 / 2008
SHEE LINE CO., LTD.	承認 Approved	客戶 Name	機種 客戶圖號 圖號 NO.