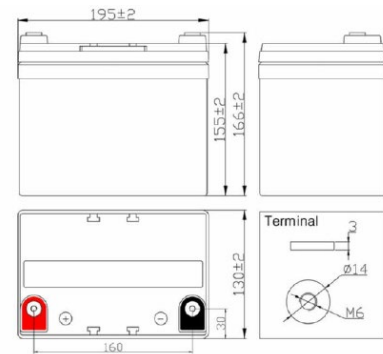
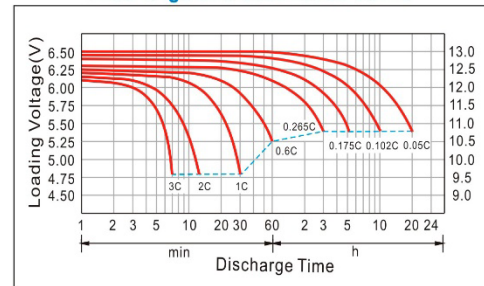


PQC1235ST11 (12V 35Ah)



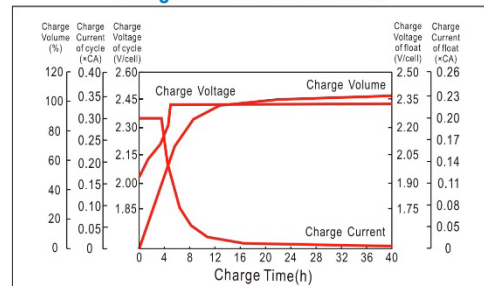
Specifications		PQC1235ST11
Nominal Voltage		12V
Rated Capacity (25°C), (20HR)		35Ah
Dimensions (mm)	Length	195
	Width	130
	Height	155
	Total Height	166
Approx. Weight (kg)		10.5 kg
Terminal		T11

Discharge Characteristics Curve

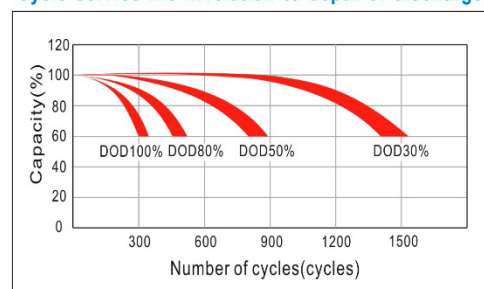


Characteristics		
Capacity (25°C)	20HR (1.908A)	38.1Ah
	10HR (3.570A)	35.7Ah
	5HR (6.125A)	30.6Ah
	1HR (22.16A)	22.1Ah
Impedance	Fully charged battery (25°C)	Approx. 8.5mΩ
	Temperature dependence of capacity (20HR)	
Temperature dependence of capacity (20HR)	40°C	107%
	25°C	100%
	0°C	76%
Self-discharge (20°C) (remaining capacity)	3 months	90%
	6 months	80%
	12 months	60%
Max. discharge current (25°C)		280A(5s)
Expected cycle life (@ DOD 80%)		450
Constant voltage charge (25°C)	Cycle	14.4~14.7V(-24mV/°C) max. current: 0.3CA
	Float	13.5~13.8V(-18mV/°C) max. current: 0.2CA

Charge Characteristics Curve



Cycle service life in relation to depth of discharge



Constant Current Discharge Characteristics (A), (25°C)											
F.V/TIME	5min	10min	15min	30min	60min	2H	3H	5H	8H	10H	20H
1.60V/cell	119.0	79.28	63.49	39.38	22.75	13.60	9.660	6.468	4.347	3.710	2.030
1.70V/cell	106.8	72.98	60.38	38.33	22.44	13.42	9.485	6.314	4.277	3.658	1.978
1.75V/cell	96.25	67.38	57.58	37.28	22.16	13.25	9.380	6.220	4.235	3.623	1.943
1.80V/cell	85.75	61.43	54.08	35.84	21.70	13.07	9.275	6.125	4.172	3.570	1.908

Constant Wattage Discharge Characteristics (W/cell), (25°C)											
F.V/TIME	5min	10min	15min	30min	60min	2H	3H	5H	8H	10H	20H
1.60V/cell	205.3	141.4	115.3	73.50	43.60	26.52	19.16	12.86	8.651	7.389	4.057
1.70V/cell	188.6	132.6	111.2	72.18	43.19	26.29	18.86	12.59	8.533	7.303	3.955
1.75V/cell	172.4	124.1	107.0	70.82	42.83	26.05	18.70	12.43	8.470	7.245	3.885
1.80V/cell	155.8	114.7	101.4	68.69	42.13	25.91	18.53	12.25	8.344	7.140	3.815