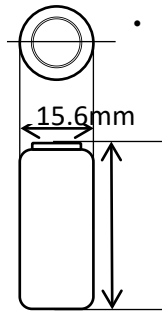


# CR2U

## CR Cylindrical-type Lithium Battery (Long life type)



- Panasonic offers batteries with tabs or lead wires.

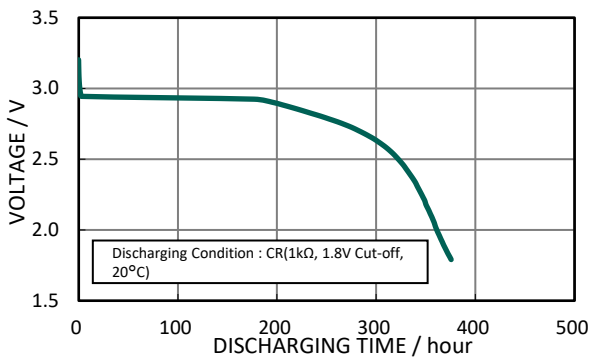
### Features & Benefits

- Long-term reliability is suitable for outdoor devices which are difficult to maintenance such as to change batteries.
- Superior high-rate discharging characteristics are suitable for various IoT devices with wireless communication functions.
- Superior high-rate discharging characteristics at low temperature allows devices to be used under severe conditions.

### Applications

Smoke detectors, Meters, IoT devices, Home security and others.

### Discharging Characteristics



### Specifications

Nominal voltage		3V
Nominal capacity		1,000mAh
Continuous drain		2.5mA
Maximum pulse discharge current		2A
Dimensions* <sup>1</sup>	Diameter(Max.)	15.6mm
	Height(Max.)	27.0mm
Weight* <sup>1</sup>		Approx. 11.0g
Operating temperature		-40°C to +85°C* <sup>2</sup>

\*<sup>1</sup> Without tabs.

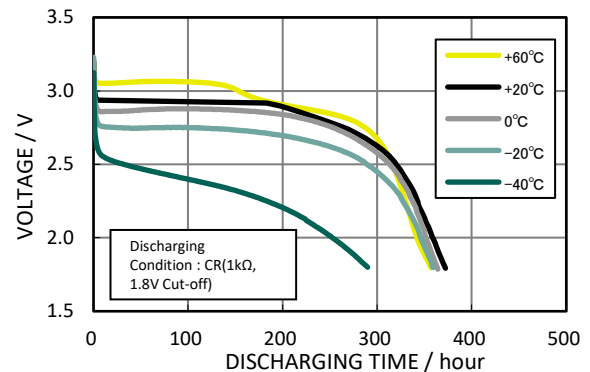
\*<sup>2</sup> Please consult Panasonic when anticipating usage in operating temperature 70°C or above.

### Terminal types

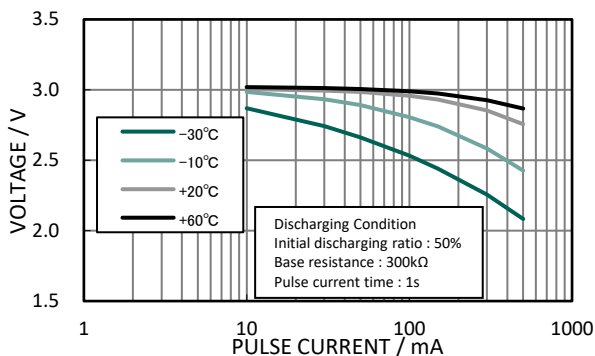
Please see the documents for the terminal and lead wire settings.

- [Line up of tab terminal types\(by shape\)](#)
- [Line up of tab terminal types\(by product number\)](#)

### Discharging Characteristics by Temperature



### Pulse Discharging Characteristics



Panasonic Energy Co., Ltd.

<https://industry.panasonic.eu/products/energy-building/batteries/battery-cells/primary-batteries/lithium-batteries>

As of April, 2022. Panasonic offers batteries with tabs or lead wires. This data in this document is for descriptive purposes only and is not intended to make or imply any guarantee or warranty. The contents of this product information are subject to change without notice.

